

# BARONESS

Quality on Demand

FLOATING HEAD GREENS MOWER

## LM101



# MOW **UNIFORMLY** FROM **BEGINNING** TO **END**

All golf greens should be consistent in their condition and play. With the LM101, Baroness aims to provide the best tool for achieving these objectives.

For the new LM101 Greensmower, Baroness focused on improving its design and engineering.


The mower unit is now independent from the drive unit so that it can follow the greens without being affected by the operator. The grass catcher is also independent from the mower unit. Even if the amount of grass clippings, thatch and sand increases in the grass catcher it does not affect the cutting angle of the mower unit, preventing the cutting height from fluctuating and allowing the mower to mow greens evenly.

The distance between the front and rear rollers is designed to prevent scalping and minimize damage to the turf. The durable blades, made of Baroness's own special steel, contribute to both a beautiful aftercut appearance and higher turf quality, thus achieving ideal greens.

For 30 years, Baroness has been developing and designing the floating head greens mower. The LM101 is Baroness's best floating head greens mower to date.


## **WORLD-REOWNED SHARPEST BLADES**

Equipped with the world-renowned Baroness reel cutter, the LM101 can mow any types of grass beautifully. Cleanly cut grass is less vulnerable to disease and has healthy growth.



## **INDEPENDENT GRASS CATCHER**

The grass catcher is independent from the mowing unit. Even if the amount of grass clippings, thatch, and sand increases in the grass catcher, it does not affect the cutting angle of the mower unit. Thus, the mower can mow uniformly from beginning to end.



# LM101

## GROOMER AND ROTARY BRUSH

Optional attachments are available. All of the optional attachments are bi-directional. The end user can choose either forward rotation or reverse rotation with a simple switch of a lever.



### Rotary brush

This benefits the green by smoothing out the green's turf, eliminating debris and removing morning dew.


### Groomer

This has the benefit of straightening the turf and standing up laid-down grass to cut. The recommended regular rotation is forward.

These options can be operated in either forward or reverse direction according to the intended use.

## DRUM

You can select the type of drum which corresponds to greens conditions.



### D (Dimple) Drum\*

Because of the dimpled surface, the drum does not slip easily, and its climbing ability is superior to the ND drum. This drum ensures a stronger grip on two-step greens or on slippery greens.



### ND (No Dimple) Drum

Because the drum surface is smooth and dimple free, the load on the turf surface is uniform. This drum leaves the smoothest aftercut appearance.

## FREQUENCY OF CUT (HIGH/LOW CLIP)

The frequency of cut (high/low clip) can be changed easily with a single switch of a lever. You can change the clip pitch according to the type and condition of the turf. (See separate chart.)

		High clip	Low clip
Reel rpms		1,800	1,400
FOC (Clip pitch)	9 Blade	4.8 mm/cut	5.7 mm/cut
	11 Blade	3.9 mm/cut	5.1 mm/cut
Operating speed		4.7 km/h	

## LIGHT

Equipped with a LED light, the LM101 allows the operator to work in the early morning or at dusk.

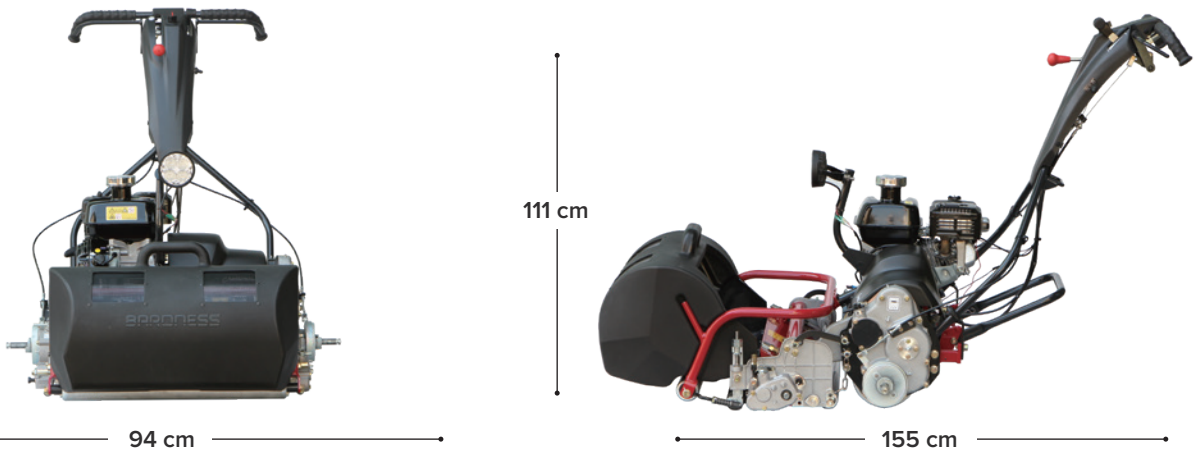
## INDEPENDENT MOWER UNIT

The mower unit is independent from the drive unit. The operator's steering does not affect the mower unit's stability. Thus, the unit's load is always constant no matter who operates the machine, allowing the mower to mow evenly at a constant height of cut. The mower unit can be attached and detached easily without using a tool.

## PREVENT SCALPING

With the lightest-weight mower unit, and the smallest pitch between rollers, the LM101 has the lowest risk of scalping and can mow greens with severe undulations.

\*Special order item only



<b>Dimensions</b>	Total length with grass catcher	155 cm
	Total width without travelling wheel	94 cm
	Total height Steering handle	111 cm
<b>Weight</b>	Total weight (empty fuel tank)	114 kg
	Grass catcher *1	3.3 kg
	Groomer *1	3.6 kg
	Travelling wheel (for one machine) *1	6.9 kg
<b>Engine</b>	Model	HONDA GX120
	Type	4-stroke, overhead valve, single cylinder
	Total displacement	7.20 cu.in. 118 cm <sup>3</sup> (0.118 L)
	Maximum output	2.6 kW (3.5 PS)/3,600 rpm
<b>Operating width (Mowing width)</b>	55.7 cm	
<b>Operating height (Mowing height)</b>	3.0 - 29.0 mm [3.0 - 27.0 mm] *2	
<b>Blades</b>	9 , 11	
<b>Drive</b>	Traveling	Mechanical
	Mowing	Mechanical
<b>Speed (Mechanical)</b>	4.7 km/h (@3,000 rpm) / 2.92 mph (@3,000 rpm)	
<b>Efficiency</b>	0.52 acres/hour	2,094 m <sup>2</sup> /h
	(2.92 mph x mowing width x 0.8)	(4.7 km/h x mowing width x 0.8)
<b>Tire size</b>	4.10/3.50-6	
<b>Tire pneumatic pressure</b>	17.40 psi / 120 kPa (1.2 kgf/cm <sup>2</sup> )	

\* The factory default maximum engine rpm is 3,100rpm.

\*1: Total weight includes \*1 parts.

\*2: The indicated lowest mowing height is for general application. It may be adjusted according to the state of green and the bed knife to be installed.

The value in brackets [ ] is the mowing height of the machine equipped with a groomer.



**ADDRESS:** Unit 5 Hatch Industrial Park,  
Greywell Road, Basingstoke, RG24 7NG

**TEL:** 01256 461591

**EMAIL:** sales@baronessuk.com

**www.baronessuk.com**

Content and designs provided here are subject to change without notice.

Your dealer